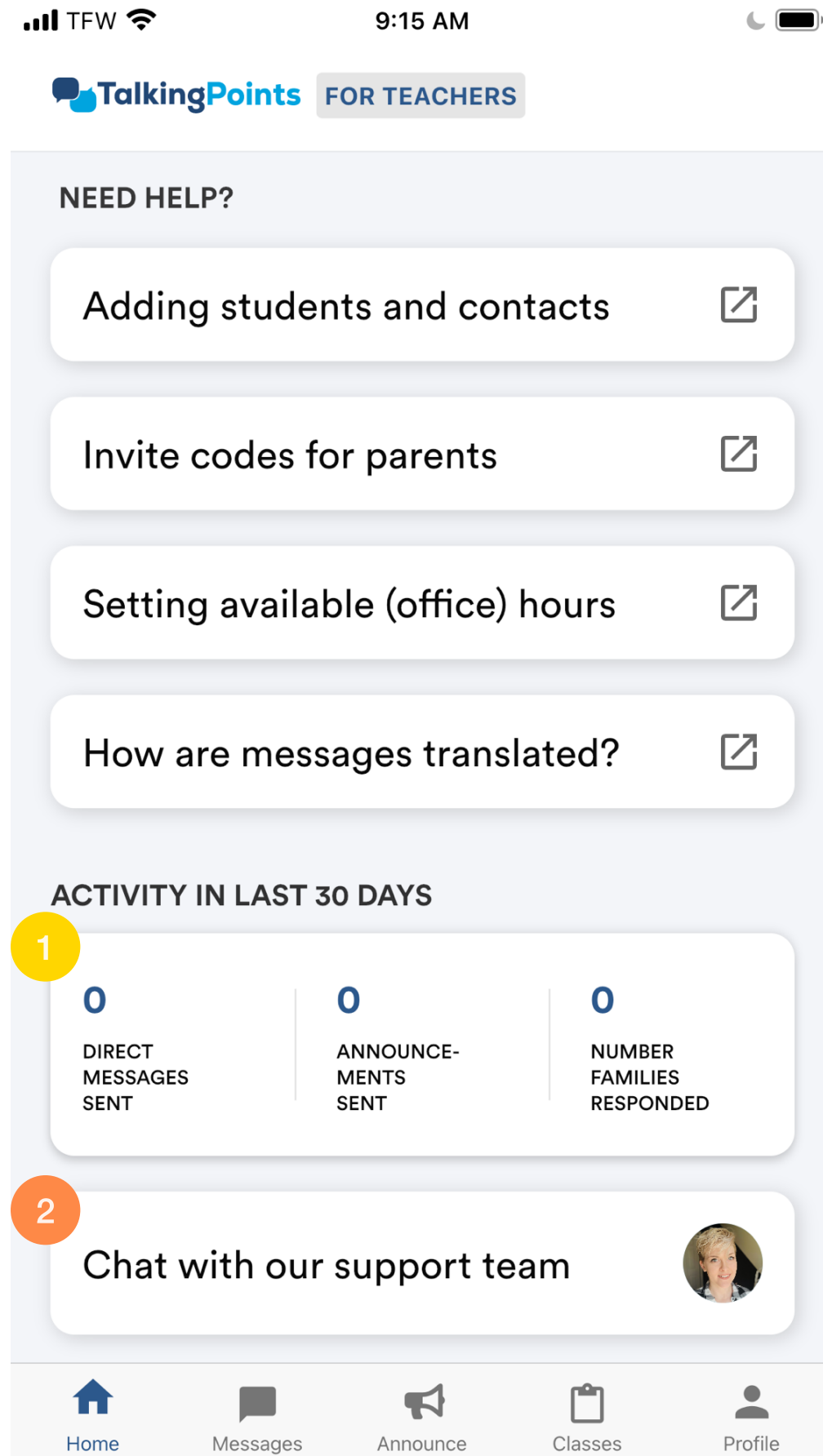


Parent Mobile App Content Audit



1 “Activity in the last 30 Days” is grouped near “support team”

Location: Homepage

At first glance, “activity in the last 30 days” looks related to the customer service because proximity.

Suggestion: Move “activity in the last 30 days” to the top of the page or give it its own section.

2 FAQ & Support Team Grouping

Location: Homepage.

“FAQ” and “Chat With Our Support Team” are both related: they help the user but they are not grouped together. They are separated by “activity in the last 30 days.”
Suggestion: Group FAQ and “Chat With Our Support Team.”



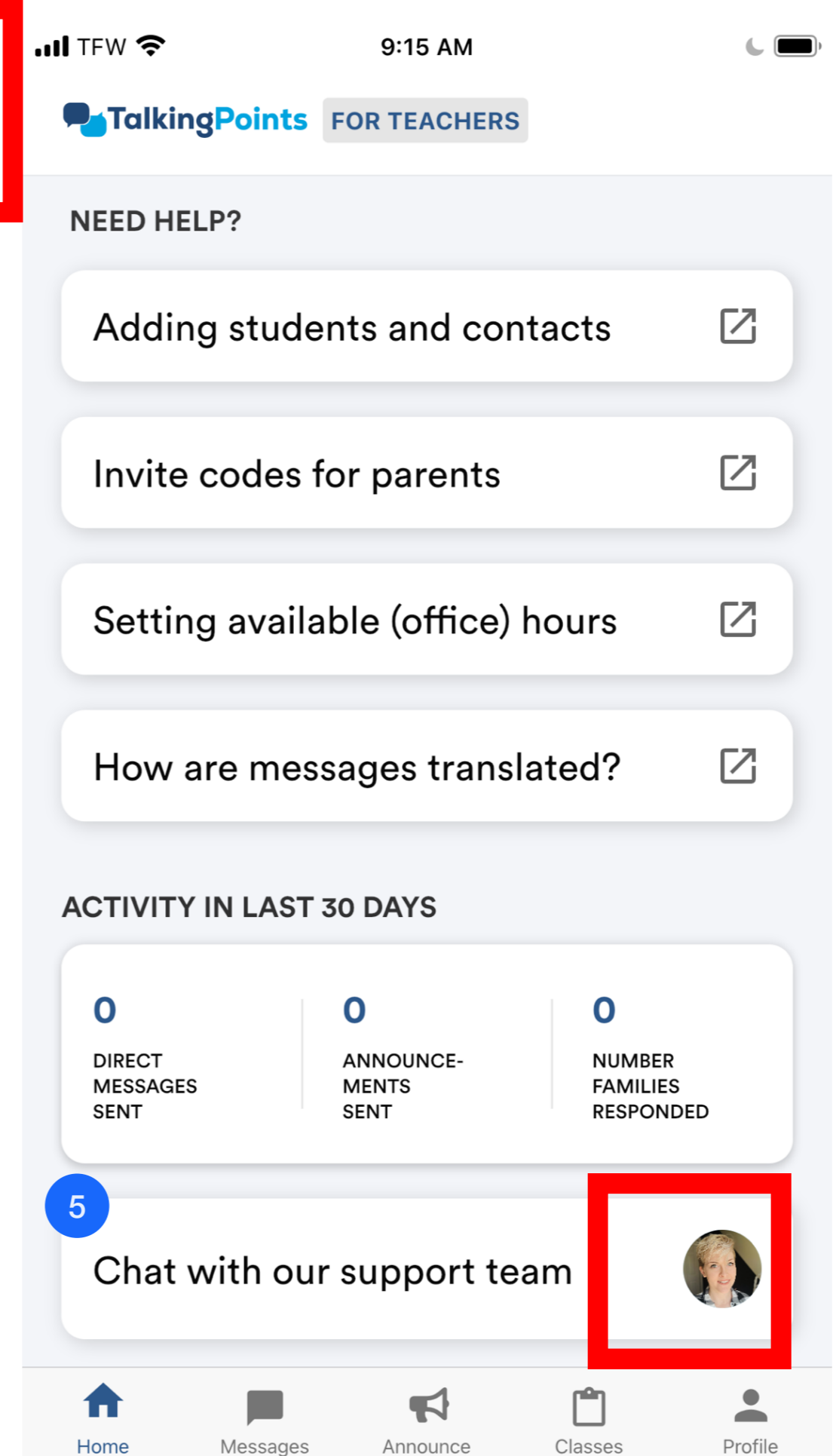
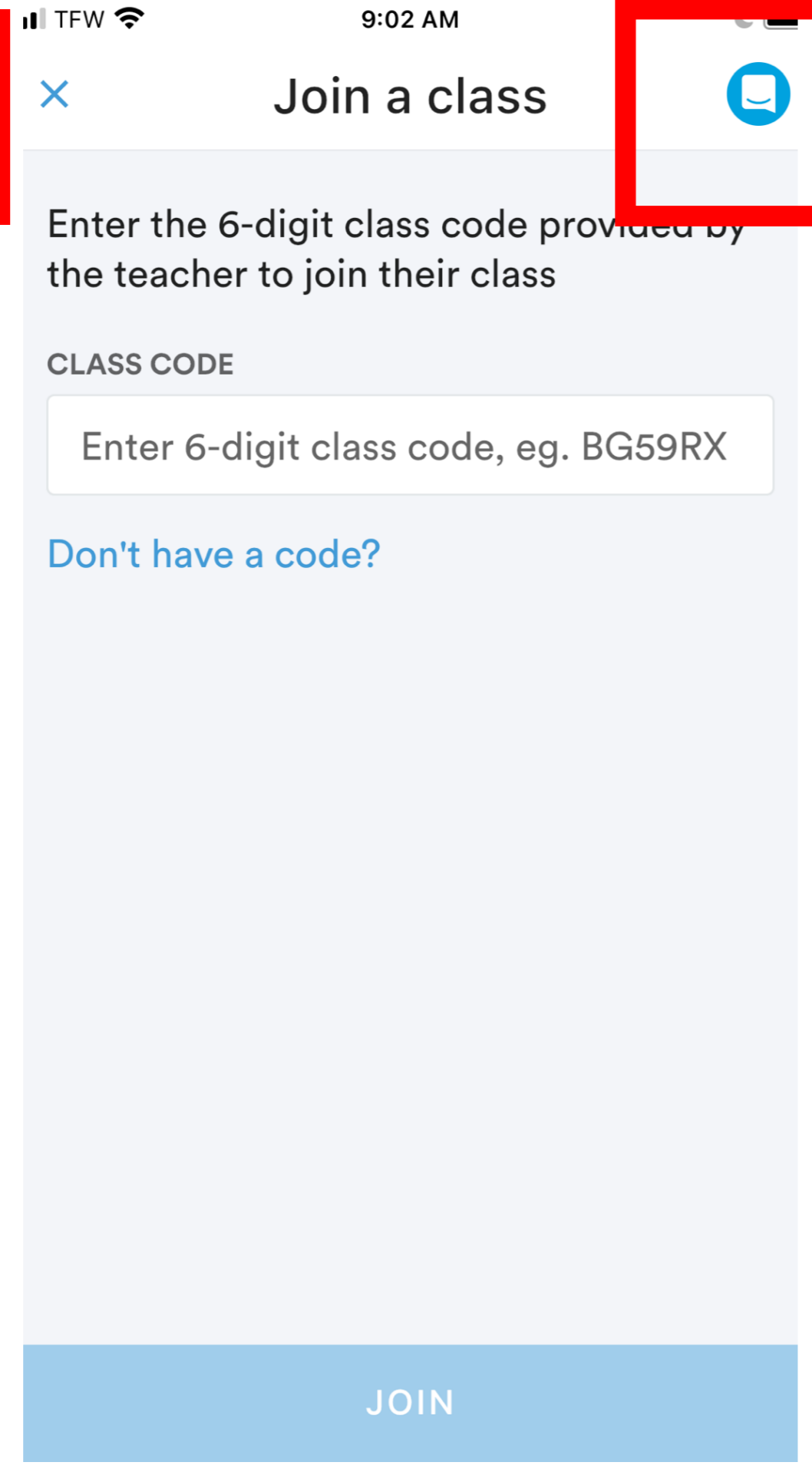
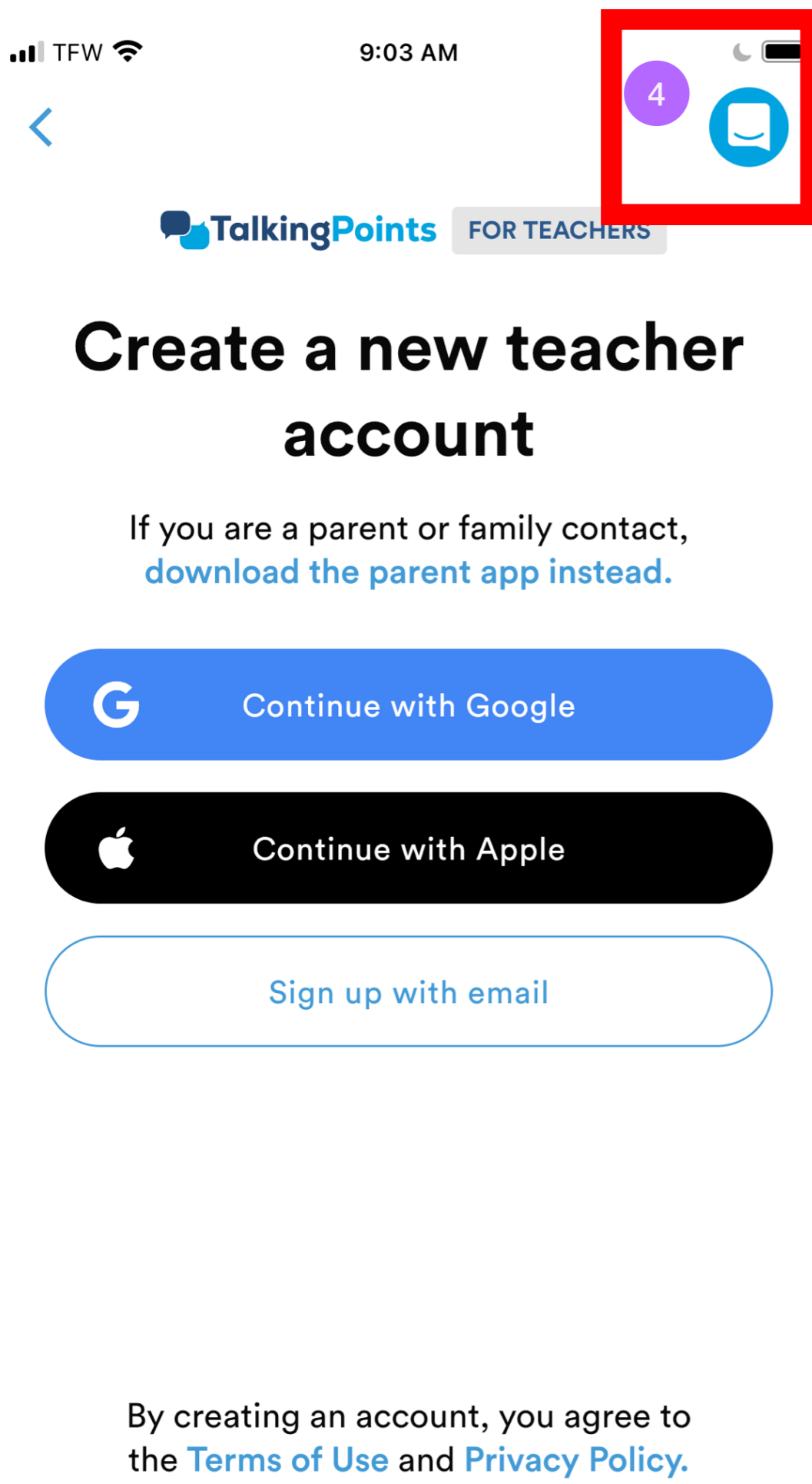
3 Student Name Easily Mistaken for Relative

Location: Teacher's Messages

At first glance, John looks like the name of the grandparent not the student.

Suggestion: Clarify Copy with something like "discussing Student John" or "About John."

Teacher App: Content Audit



4 Chat Icon Clarified

Location: Sign-In Page & Join Class Page

The chat icon on the upper right-hand opens the support screen but, can also look like a chat bubble.

Adding some text that says “support” or “support team” to clarify the meaning of the icon.

5 Chat with our support

Location: Homepage

The chat icon on the sign in page opens to the support screen but, once inside the app the icon disappears and instead there is a personalized photograph and “chat with our support team.”

Suggestion: Add the icon to the chat screen near the photo of page so the user can recognize that it is support to keep it cohesive.

TalkingPoints **Announcements** Scheduled **Teach Math**

NEW MESSAGE

Search...

6 ALL All announcements 2:38 PM

E4 English 4 2:38 PM

S8 Science 8

TC Teach's class

TM Teach Math

Home

Announcements

Messages

Analytics

Classes


English 4

Science 8

Teach Math



Teach's class

Elle Thomas ^



You haven't sent any announcements yet

Send an announcement to an entire class or multiple classes.

Send a class announcement...  

6 Differentiate Classes with Visuals

Location: Announcement

Classes are differentiated by only title so, it is hard to tell which class is which.

Suggestion: Color coding classes or using icons for each subject will allow the user to find the necessary class faster.

Messages Schedule 9

john
Classes: English 4

FROM: Grandparent 2:41 PM

Search...

J John May 2
I saw the notification. Is johns homework o...

Hello families! We are having Back to School Night on ____.
I look forward to meeting you and sharing what john will be learning this...

To: All · 2:41 PM · Read

😊

To: All · 2:45 PM · Read

9 Student Name Can Be Mistaken for Relationship of the Contact

Location: Messages

It is unclear whether John is name of the relative or the student.

Suggestion: "Discussing Student John" or About John may clarify any confusion.

On the announcements page: Student's First and Last Name can clarify the text.

English 4 ADD STUDENTS

Send an announcement... 📧 💡 Search students Sort by: First name

<input type="checkbox"/>	FIRST NAME	LAST NAME	CONTACTS	RELATIONSHIP	LANGUAGE	STATUS	ACTIONS
<input type="checkbox"/>	john		1	Grandparent	Spanish	PARENT APP	🗨️ ...

10 Student Name Can Be Mistaken for Relationship of the Contact

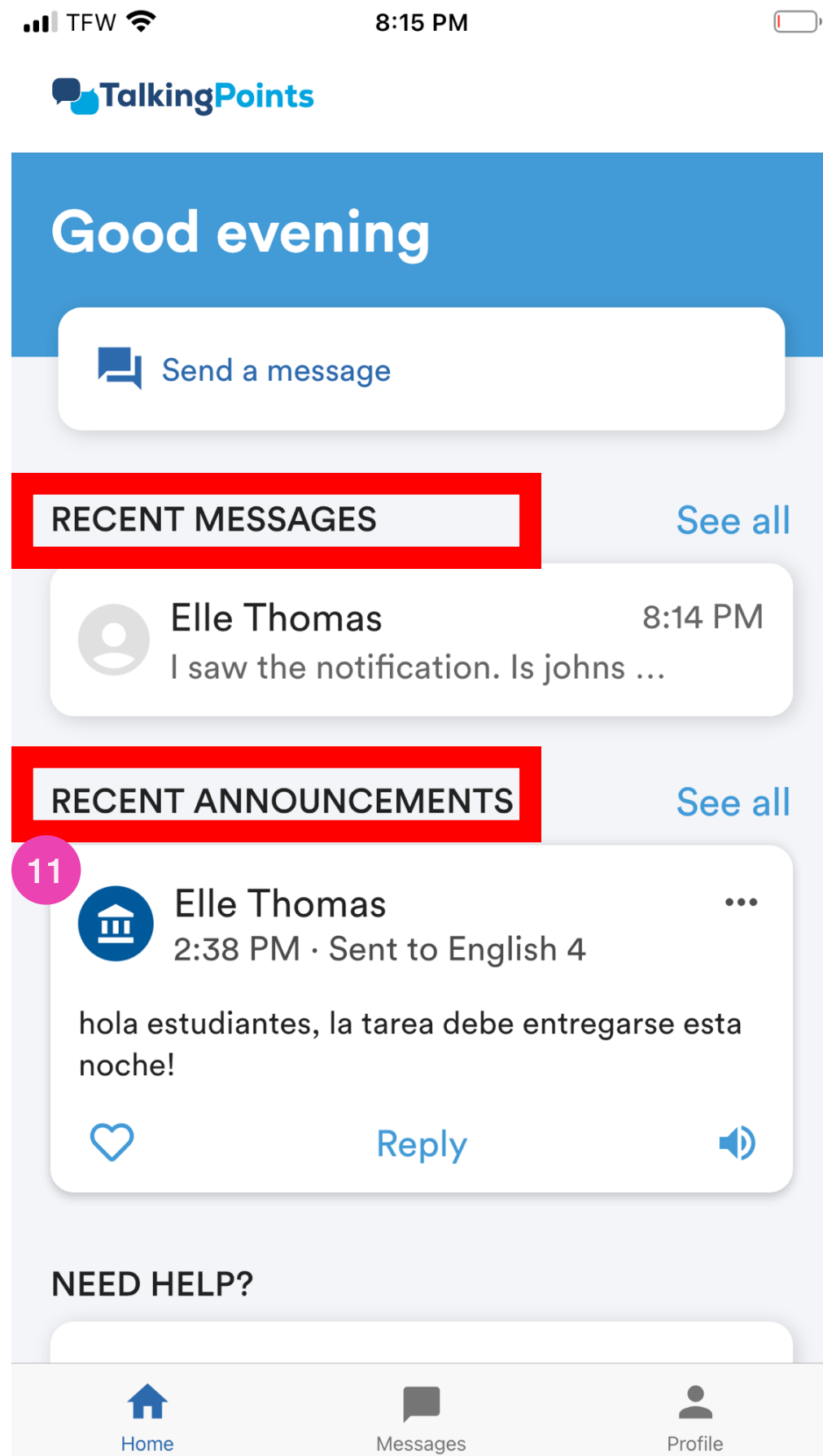
Location: Teacher Announcements

It is unclear whether John is name of the relative or the student.

Suggestion: "Discussing Student John" or About John may clarify any confusion.

On the announcements page: Student's First and Last Name can clarify the text.

Parent Mobile App Content Audit



11 Recent Announcements

Clarify UX copy for Parent audience:
Location: Homescreen

“Recent messages” and “recent announcements” can be confusing for the user. It is hard to tell if a recent message is a pm or if an announcement is a class announcement.

Suggestion: Clarify with text for the parent audience. “Recent announcements” > Class Announcements. “Recent Messages” > Your inbox, etc